




THUMB CYLINDERS



OEM HYDRAULIC CYLINDER SPECIALISTS

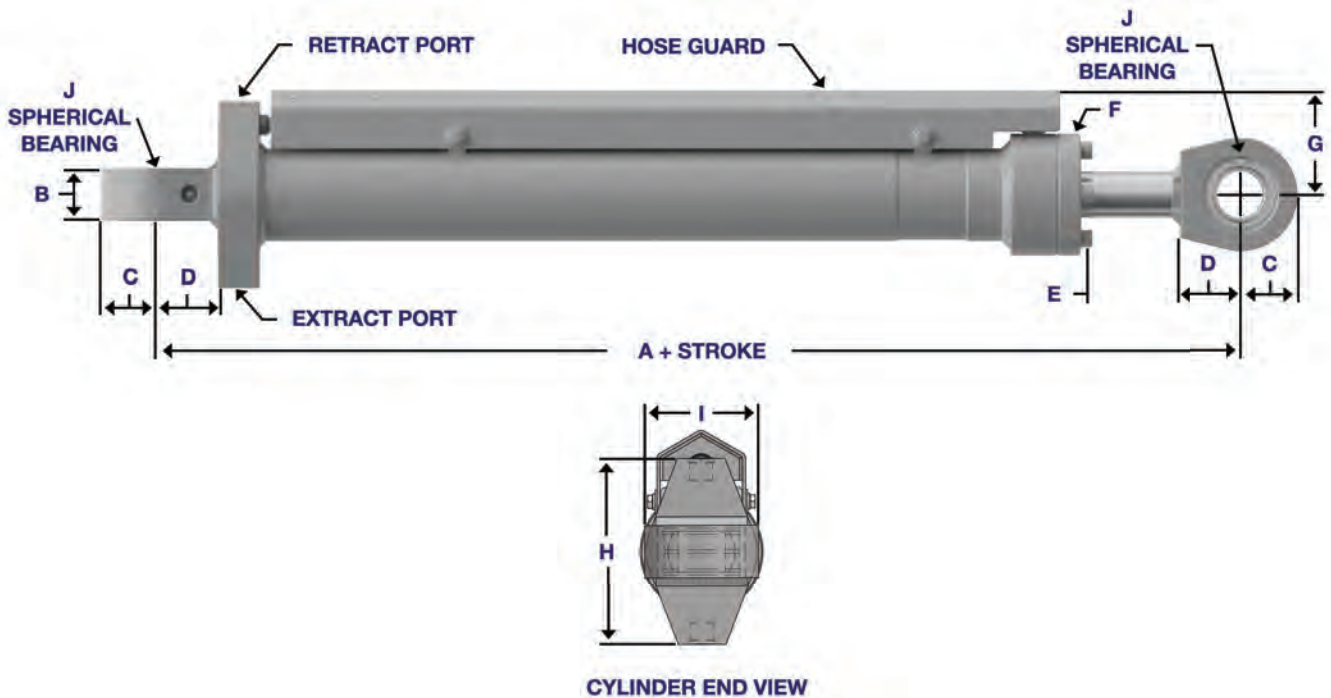


THUMB CYLINDERS

RAM Thumb cylinders are high quality welded cylinders. They are specifically designed for hydraulic thumb applications used on mini excavators, tracked excavators, wheeled excavators and backhoes.

The Thumb cylinder design offers many unique features to protect the cylinder and equipment when operating in rugged working conditions. The Thumb cylinder's construction was specifically designed to ensure a long working life, while simplifying any routine servicing requirements in the shop or on the job site. Standard features include:

- Steel guarded transfer hose
- Oversized spherical bearing mounts
- Custom seal package that includes wear rings and high pressure seals
- CAT style heavy duty nut
- Oversized piston stem
- Fixed cushions on both cylinder ends
- Bolt in gland with high tensile head bolts



Bore Size (inches)	A	B	C	D	E	F	G	H	I	J	Rod Diameter (inches)	Ports
3.00	11.50	1.75	2.00	2.25	0.75	4.38	4.81	7.00	4.25	1.50	1.75	SAE-8
3.50	13.00	2.25	2.44	2.63	0.75	5.25	5.19	8.00	4.75	2.00	2.00	SAE-12

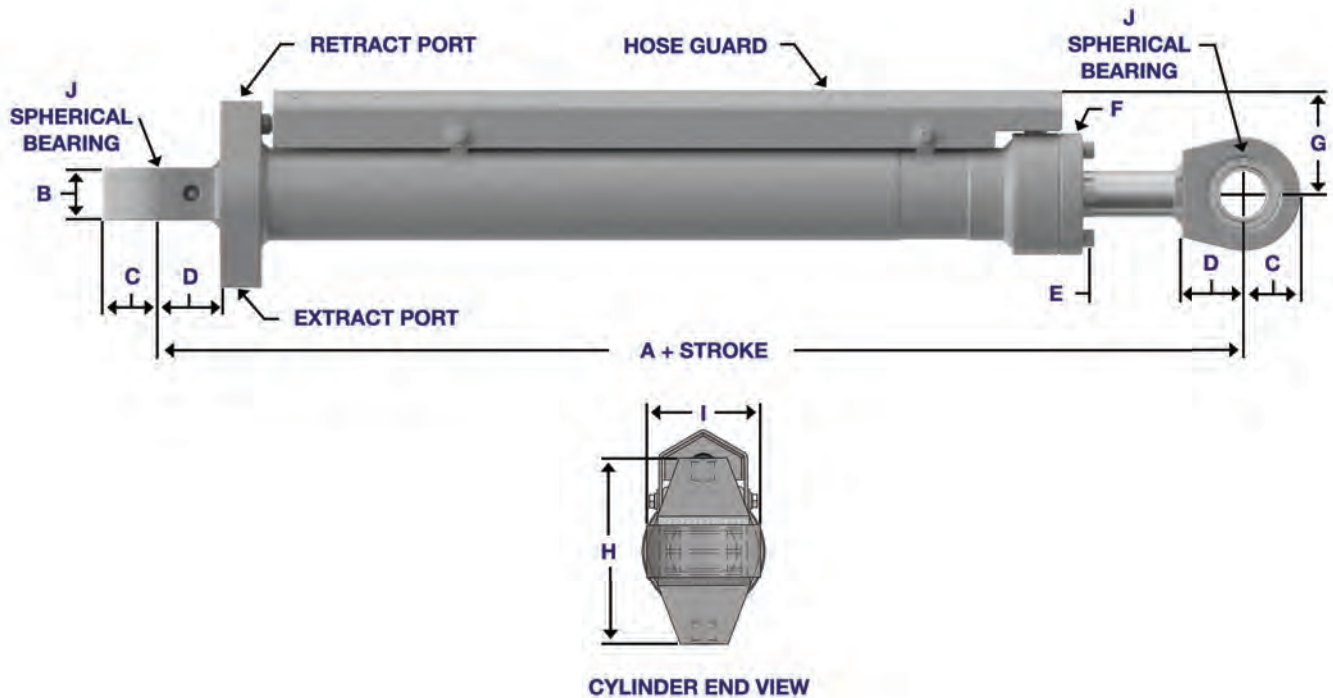
Measurements for A, B, C, D, E, F, G, H, I, J are in inches.

All specifications are subject to change without notice.

STANDARD FEATURES

Intended Use: Double acting applications
Rod Material: High tensile SAE C1045 induction hardened, ground and polished hard chrome plated
Barrel Material: High tensile SAE C1026/St52.3 cold drawn tube precision honed for extended seal life
Gland Material: Ductile iron 65-45-12 (ASTM A536)

Piston Material: Ductile iron 65-45-12 (ASTM A536)
Piston Locknut: CAT style high tensile grade C
End Mounts: Tangs with spherical bearing
Ports: SAE Code 61
Port Plugs: High quality steel
Internal Seals: North American
Paint Finish: 2 part urethane black
Testing: 100% full cycle tested



Bore Size (inches)	A	B	C	D	E	F	G	H	I	J	Rod Diameter (inches)	Ports
4.00	15.00	2.50	2.88	3.00	1.38	5.75	5.50	9.00	5.50	2.50	2.50	#12 (3/4) CODE 61
5.00	15.25	2.50	2.88	3.00	1.38	7.00	6.25	10.00	6.50	2.50	3.00	#12 (3/4) CODE 61

Measurements for A, B, C, D, E, F, G, H, I, J are in inches.

All specifications are subject to change without notice.



RAM INDUSTRIES INC.

PO Box 5007 33 York Rd E Yorkton, SK S3N 3Z4 Canada

T: 1-877-799-1005

www.ramindustries.com • sales@ramindustries.com

www.linkedin.com/company/ram-industries-inc



www.ramindustries.com

Hydraulic Cylinder Design & Manufacturing • Precision Custom Machining